

MTD
For A Growing World

2018 LINE-UP



TROY-BILT

YARD MACHINES



REMINGTON

MTD GOLD
EVERYTHING YOU NEED

TrimmerPlus



2018 LINE-UP



REMINGTON 40V CORDLESS

41AE40VG983

REMINGTON



40V Trimmer-RM4000

- 40 Volt Cordless
- 2.5AmpHR battery
- Variable speed trigger
- Adjustable handle
- Telescoping boom
- Rotating trim head
- Dual line bump feed
- .080 trimmer line
- Charge time: 105 minutes
- 3 Year Warranty

SKU# 3048006

41AG40VG983

REMINGTON



40V Hedger-RM4020

- 40 Volt Cordless
- 2.5AmpHR Battery
- 22" Dual action
- 3/4" Cutting capacity
- Rotating handle
- Dual triggers
- Hardened blades
- Includes scabbard
- Charge time: 105 minutes
- 3 Year Warranty

SKU# 3048022

41AN40VG983

REMINGTON



40V Blower-RM4030

- 40 Volt Cordless
- 2.5AmpHR battery
- Variable speed trigger
- Boost button
- 123 mph/380cfm
- Charge time: 105 minutes
- 3 Year Warranty

SKU# 3048030

41AL40VG983

REMINGTON



40V Chainsaw-RM4040

- 40 Volt Cordless
- 4.0 AmpHR battery
- 12" Bar and chain
- Automatic oiler
- Chain brake
- Tool free tensioning
- Includes scabbard
- Charge time: 135 minute
- 3 Year Warranty

SKU# 3048048

41AL40VP983

REMINGTON



40V Polesaw-RM4050

- 40 Volt Cordless
- 2.5AmpHR battery
- 8Ft telescoping pole
- Automatic oiler
- 7-Position head
- Tool free tensioning
- Includes scabbard
- Charge time: 105 minutes
- 3 Year Warranty

SKU# 3048055

18AEB8883

REMINGTON



40V 21" 3-N-1 Push Mower-RM4060

- 40 Volt Cordless
- 4.0 AmpHR Battery
- 3-N-1 Deck
- 3-Position Folding Ergo Handle
- 7" Front/11" Back Wheels
- Single Lever Height Adjustment
- Charge Time: 135 minutes
- 3 Year Warranty

SKU# 0404400

49MA40VQ983

40V Charger-RM4110

- Indicator Lights
- 110V Corded
- 3 Year Warranty

SKU# 3048063

49MA25AQ983

40V 2.5AmpHR Battery-RM4130

- 3 Year Warranty

SKU# 3048071

49MA40AQ983

40V 4.0AmpHR Battery-RM4140

- 3 Year Warranty

SKU# 3048089



2018 LINE-UP

PUSH MOWERS

11A-02M2700

YARD MACHINES



**50 State Compliant*

20" Push Lawn Mower

- 132cc OHV Powermore engine
- 20" steel side discharge deck
- 3-position manual deck height adjustment
- 7" wheels

SKU# 4686051

11A-AOS5700

YARD MACHINES



**50 State Compliant*

21" Push SD/Mulch Lawn Mower

- 140cc OHV Powermore engine
- 2-in-1 capability - side discharge, and mulch
- 6-position dual-lever deck height adjustment
- 7" and 8" wheels
- Fully assembled with oil included in carton

11A-BOS5700

YARD MACHINES



**50 State Compliant*

21" Push HW SD/Mulch Lawn Mower

- 140cc OHV Powermore engine
- 21" steel mulching deck
- 2-in-1 capability - side discharge, and mulch
- 6-position dual-lever deck height adjustment
- 7" and 11" wheels
- Fully assembled with oil included in carton

SKU# 4685939

11A-A2S5700

YARD MACHINES



**50 State Compliant*

21" Push 3-N-1 Lawn Mower

- 140cc OHV engine
- 21" steel mulching deck
- 3-in-1 capability - side discharge, mulch or rear bag
- 6-position dual-lever deck height adjustment
- 7" and 8" wheels
- Fully assembled with oil included in carton

SKU# 4686077

11A-B2M5766

TROY-BILT



**50 State Compliant*

21" Push HW 3-N-1 Lawn Mower

- 159cc OHV Auto Choke engine
- 21" steel mulching deck
- 3-in-1 capability - side discharge, mulch or rear bag
- 6-position dual-lever deck height adjustment
- 7" and 11" wheels
- Fully assembled with oil included in carton

SKU# 4686085

11A-B2RQ766

TROY-BILT



HONDA
Power
Equipment

**50 State Compliant*

21" Push HW 3-N-1 Lawn Mower

- 160cc Honda OHC-ACRS engine
- 21" steel mulching deck
- 3-in-1 capability - side discharge, mulch or rear bag
- 6-position dual-lever deck height adjustment
- 7" and 11" wheels
- Fully assembled with oil included in carton





2018 LINE-UP

SELF-PROPELLED MOWERS

12A-AOM5700

YARD MACHINES 



**50 State Compliant*
**21" 2-N-1 FWD
Lawn Mower**

- 159cc OHV Auto Choke Engine
- Single speed - front wheel drive
- 21" steel mulching deck
- 2-in-1 capability - side discharge, mulch or rear bag
- 6-position dual-lever deck height adjustment
- 8" Wheels

SKU# 4686069

12AVB2M5766





**50 State Compliant*
**21" 3-N-1 FWD
Lawn Mower**

- 159cc OHV Troy-Bilt Engine
- Variable speed - front wheel drive
- 21" Tri Action Deck - side discharge, mulch or rear bag
- 6-position dual-lever height adjustment
- 8" and 11" Wheels
- Deck Wash

SKU# 4686093

12AKC3A3766





**50 State Compliant*
**21" 3-N-1 RWD
Lawn Mower**

- 163cc OHV 725exi Series B&S Engine with Ready Start
- RWD - Variable Speed
- 21" steel mulching deck
- Tri Action Deck - side discharge, mulch or rear bag
- 6-position single-lever deck height adjustment
- Deck Wash

SKU# 4686101

12AKD3AQ766






HONDA
Power
Equipment

**50 State Compliant*
**21" 3-N-1 RWD
Lawn Mower**

- 160cc OHC Honda engine
- 21" Steel deck with deck wash
- Exclusive Tri-Action® cutting system
- Dual-lever drive control with 4 speeds
- Side discharge / mulch / bag
- Enhanced bagging system
- 6-position single-lever height adjust
- 8" Front & 11" rear wheels
- Folding loop handle
- Minimal assembly
- Two year warranty

12ABD3A3766





**50 State Compliant*
**21" In Step 3-N-1 RWD
Lawn Mower**

- 163cc OHV 725exi Series B&S Engine with Ready Start
- IN STEP Speed control - Rear Wheel Drive
- 21" Tri Action Deck - side discharge, mulch or rear bag
- 6-position single-lever deck height adjustment
- Deck Wash

SKU# 4686119





2018 LINE-UP

WIDE CUT MOWERS

12ACO3A6766



*50 State Compliant

21" In Step 3-N-1 RWD Lawn Mower, Electric Start

- 163cc OHV 725exi Series B&S Engine with Ready Start, Electric Start
- IN STEP Speed control - Rear Wheel Drive
- 21" Tri Action Deck - side discharge, mulch or rear bag
- 6-position single-lever deck height adjustment
- Deck Wash

SKU# 4686127

12ABW32G766



*50 State Compliant

28" 3-N-1 Wide Cut RWD Lawn Mower

- 195cc OHV Troy Bilt Engine
- IN STEP Speed control - Rear Wheel Drive
- 28" steel deck
- 3-n-1 capable- side discharge, mulch or rear bag
- 6-position single-lever deck height adjustment
- Deck Wash
- 3 Year Limited Warranty

SKU# 4686135

12AE76M8066



33" 2-N-1 Wide Cut RWD Lawn Mower

- 382cc OHV Troy-Bilt Engine
- Rear Wheel Drive
- 33" steel deck
- 2-in-1 capability - side discharge and mulch
- 6-position single-lever deck height adjustment
- 8" heavy duty caster/16" Turf
- Deck Wash

SKU# 4686143

12A-N2DQ766



*50 State Compliant

21" 4-N-1 AWD Lawn Mower

- 190cc OHV Honda Engine with Ready Start
- Dual Lever - All Wheel Drive Variable Speed
- 21" Tri Action Deck - side discharge, mulch or rear bag
- 6-position single-lever deck height adjustment
- Deck Wash

12A-K2B5766



*50 State Compliant

21" 3-N-1 AWD Lawn Mower

- 175cc OHV B&S 775ex Pro Engine with Ready Start
- AWD - Variable speed
- 21" Tri Action Deck - side discharge, mulch or rear bag
- 6-position dual-lever deck height adjustment
- Adjustable Ergo handle
- Deck Wash





2018 LINE-UP

REEL & HIGH WHEEL MOWERS

15A-3000783

REMINGTON



16" Reel Lawn Mower

- 5-blade adjustable reel
- 18" cut path
- 9-position height adjustment
- 0.75 to 2.5" height range
- Ergo handle with foam grip
- 10" and 6" wheels

15A-3100783

REMINGTON



18" 2-N-1 Reel Lawn Mower

- 5-blade adjustable reel
- 18" cut path
- 2-in-1 capability - mulch and rear bag
- 9-position height adjustment
- 0.75 to 2.5" height range
- Ergo handle with foam grip
- 10" and 6" wheels

25A-26J7783

REMINGTON



22" High Wheel Trimmer Lawn Mower

- 159cc OHV Powermore Engine
- Full steel offset deck
- Transmission-.155 line on adjustable steel head
- 22" cut capability with 1" to 6" height range
- Engine brush guard
- Fully assembled in carton

SKU# 4686333





2018 LINE-UP

RER & TRACTORS

13A726JD066



30" Rear Engine Riding Mower

- Premium 382cc OHV Troy-Bilt Engine with Oil Filter
- 6-speed continuous variable
- 30" steel mulching deck
- Anti-vibration mounts on engine
- **NEW**-Stronger one piece steering column
- **NEW**- Ergonomic high back seat
- **New**-Operator controlled reverse (OCR) key switch

SKU# 4686168

13C2775S000



42" 420cc Lawn Tractor

- Premium 420cc OHV engine with spin on oil filter
- 7-speed shift on the go transmission
- 42" twin blade mowing deck with deck wheels
- Ergonomic mid back seat for added comfort
- 15" x 6" front wheels / 20" x 8" rear wheels

SKU# 4686176

13A877BS066



42" 547cc Lawn Tractor

- 547cc OHV Troy-Bilt Engine with spin on oil filter
- 7-speed transmission
- 42" twin blade mowing deck with deck wheels
- OCR Mow in reverse
- Ergonomic mid back seat for added comfort
- Deck Wash
- 15" x 6" front wheels / 20" x 8" rear wheels

SKU# 4686184

13A879BS066



42" 547cc Hydro Lawn Tractor

- 547cc OHV Engine
- Hand hydro transmission
- 42" twin blade mowing deck with deck wheels
- Ergonomic high back seat for added comfort
- Deck Wash
- 15" x 6" front wheels / 20" x 8" rear wheels

SKU# 4686192





2018 LINE-UP

TRACTORS & XP TRACTORS

13AAA1BT066



46" 22hp Lawn Tractor

- 656cc, 22hp B&S V-twin Intek twin cylinder engine
- Foot pedal hydro transmission
- 46" twin blade mowing deck with deck wheels and deck wash
- Cast Iron Front Axle
- High back seat with lever adjust
- Hour Meter
- OCR Mow in reverse
- 15" x 6" front wheels / 20" x 8" rear wheels

SKU# 4686200

13AAA1BQ066



50" 23hp Lawn Tractor

- 656c, 23hp V-Twin Intek twin cylinder engine
- Foot hydro transmission
- 50" triple blade deck with deck wheels and deck wash
- High Back Seat with lever adjust
- Hour Meter
- Cast iron front axle
- Electric PTO
- OCR Mow in reverse

SKU# 4686218

13AAA2BW066



54" 24hp Lawn Tractor

- 724cc, 24hp B&S V-Twin Intek cylinder engine
- Foot pedal hydro transmission
- 54" triple blade deck with deck wheels/nose roller and deck wash
- High back seat with lever adjust
- Cast iron front axle
- Hour Meter
- Electric PTO
- OCR Mow in reverse

SKU# 4686226

13A9A1KN066



46" FAB Lawn Tractor

- 547cc, B&S EFI-Push Button Start engine
- Foot pedal hydro transmission
- 46" twin blade mowing deck with deck wheels and deck wash
- Cast Iron Front Axle
- High back seat with lever/armrests
- OCR Mow in reverse
- 15" x 6" front wheels / 20" x 8" rear wheels

14A7A3BA066



KOHLER

54" 26hp FAB Lawn Tractor

- 724cc, 26hp Twin Cylinder-Kohler 7000 Series Engine
- Foot hydro transmission
- Electric PTO
- Mulch and Side discharge
- Front Bumper
- OCR Mow in reverse
- 16" x 6.5" front wheels / 22" x 9.5" rear wheels
- High back seat with lever/armrests





2018 LINE-UP

ZT RIDERS

17AQNAMU066



34" Mustang FIT 34 Zero Turn Riding Mower

- 452CC OHV Troy-Bilt engine
- Dual hydro EZT transmission
- 34" twin blade deck with deck wheels and deck wash
- Spring assisted deck height adjustment
- High back seat with lever adjust
- Manual PTO
- Limited lifetime frame warranty

SKU# 4686341

17ADCACT066



46" 24hp Mustang Zero Turn Riding Mower

- 724CC/24hp B&S Intek, twin cylinder engine
- Dual hydro EZT transmission
- 46" twin blade deck with deck wheels and deck wash
- Spring assisted deck height adjustment
- High back seat with lever adjust
- Electric PTO
- Limited lifetime frame warranty

SKU# 4686234

17CDCACW066



54" 25hp Mustang Zero Turn Riding Mower

- 25hp B&S Pro Series, twin cylinder engine
- Dual hydro EZT transmission
- 54" triple blade deck with deck wheels/ rear roller and deck wash
- Deluxe High back seat with lever adjust
- Spring assisted deck height adjustment
- Electric PTO
- Limited lifetime frame warranty

SKU# 4686242

17ARCBW066



KOHLER

54" 25hp SyncroSteer Zero Turn Riding Mower

- 724CC/25hp Twin Cylinder-Kohler 7000 Series Engine
- Dual hydro EZT transmission
- Mulch and Side discharge
- 54" triple blade deck with deck wheels/rear roller and deck wash
- Spring Assisted deck height adjustment

SKU# 4686259

17AKCACZ066



KOHLER

50" Mustang XP50 FAB Zero Turn Riding Mower

- 725CC/25hp Twin Cylinder-Kohler 7000 Series Commercial Turf Engine
- Dual hydro EZT transmission
- 50" triple blade deck with deck wheels/nose roller and deck wash
- High Back Seat with lever adjust
- Electric PTO
- Limited lifetime frame warranty

17ANDALD066



60" Mustang XP60 FAB Zero Turn Riding Mower

- 724cc/25hp B&S Commercial Turf Engine
- Foot pedal hydro transmission
- 60" triple blade deck with deck wheels/nose roller and deck wash
- High Back Seat with lever adjust
- Cast iron front axle
- Hour Meter
- Electric PTO
- OCR Mow in reverse

SKU# 4686275





2018 LINE-UP

2-CYCLE GAS LINE TRIMMERS

41DD110G983

REMINGTON



2-Cycle 25cc Curved Shaft Gas Trimmer-RM2510

- 2pc Shaft (Not Attachment Capable)
- QuickStart starting
- Curved shaft
- 16" cut swath
- Dual line bump feed
- .095" line diameter
- Loop handle
- **NEW**- smaller carton

SKU# 3047859

41DD160G983

REMINGTON



2-Cycle 25cc Straight Shaft Gas Trimmer-RM2560

- 2pc Shaft (Not Attachment Capable)
- QuickStart starting
- Straight shaft
- 16" cut swath
- Dual line bump feed
- .095" line diameter
- Loop handle
- **NEW**- smaller carton

SKU# 3047867

41CDZ25C766

TROY-BILT



2-Cycle 25cc Curved Shaft Gas Trimmer-TB22 EC

- 2-cycle 25cc engine
- Spring-assist starting
- Curved Shaft
- **Trimmer Plus** attachment capable
- 17" cut swath
- Dual line bump feed
- .095" line diameter
- Standard D handle

SKU# 3047727

41CDZ32C766

TROY-BILT

JumpStart™



2-Cycle 25cc Straight Shaft Gas Trimmer-TB32 EC

- 2-cycle 25cc engine
- JumpStart technology, spring-assist starting
- Straight Shaft
- **Trimmer Plus** attachment capable
- 17" cut swath
- Dual line bump feed
- .095" line diameter
- Standard D handle

SKU# 3047735

41ADZ42C766

TROY-BILT

JumpStart™



2-Cycle 27cc Straight Shaft/Brush-Cutter Combo-TB42 EC

- 2-cycle 27cc full crank engine
- JumpStart technology, spring-assist starting
- Straight Shaft + brush-cutter blade
- **Trimmer Plus** attachment capable
- 18" cut swath
- High capacity dual line bump feed
- .105" line diameter
- J handle

SKU# 0404384

41BDL2PC766

TROY-BILT **XP**

JumpStart™



2-Cycle 27cc Straight Shaft Gas Trimmer-TB 2044XP

- 2-cycle 27cc full crank engine
- JumpStart technology, spring-assist starting
- Straight Shaft
- **Trimmer Plus** attachment capable
- 17" cut swath
- Speed Spool Pro dual line bump feed
- .105" line diameter
- Contoured padded handle

SKU# 3047925





2018 LINE-UP

4-CYCLE GAS LINE TRIMMERS

41BDZ52C766



JumpStart™

4-Cycle 29cc Curved Shaft Gas Trimmer-TB525 EC

- 4-cycle 29cc engine, no mixing gas and oil
- JumpStart technology, spring-assist starting
- Curved shaft
- Trimmer plus attachment capable
- 17" cut swath
- Speed spool dual line bump head
- .095" line diameter
- Contoured handle

SKU# 0404350

41BDT57C766



JumpStart™

4-Cycle 29cc Straight Shaft-Gas Trimmer-TB575 EC

- 4-cycle 29cc engine, no mixing gas and oil
- JumpStart technology, spring-assist starting
- Straight shaft
- Trimmer plus attachment capable
- 17" cut swath
- Click n' trim bump feed
- .095" line diameter
- Contoured handle

SKU# 4261319

41ADZ59C766



JumpStart™

4-Cycle 29cc Straight Shaft/Brush-Cutter Combo-TB590

- 4-cycle 29cc engine, no mixing gas and oil
- JumpStart technology, spring-assist starting
- Straight Shaft + brush-cutter blade
- Trimmer plus attachment capable
- 18" cut swath
- High capacity dual line bump feed
- .105" line diameter
- J handle

SKU# 1874767

41CDF6PC766



JumpStart™

4-Cycle 32cc Straight Shaft Click link capable TB 6044XP

- 32CC 4 Cycle Full Crank Engine, no mixing gas and oil
- JumpStart technology, spring-assist starting
- Straight Shaft
- Trimmer plus attachment capable
- 18" cut swath
- Speed spool dual line bump head
- .095" line diameter
- Contoured handle

STOP MIXING - START WORKING



Use PRE-MIX, ETHANOL-FREE FUEL To
MAXIMIZE ENGINE LIFE





2018 LINE-UP

4-CYCLE GAS LINE TRIMMER | ACCESSORIES

49MRBESY966



JumpStart™



Cordless Lithium
Jump Start

SKU# 3047826

41AJBC-C902

TrimmerPlus®



BC902
Brushcutter

41AJBR-C902

TrimmerPlus®



BR720
Sweeper Broom

49MESCBP966



Jump Bit
Starter



SKU# 3047941

41BJLE-C902

TrimmerPlus®



LE902
Edger

SKU# 3047875

41AJPS-C902

TrimmerPlus®



PS720
8" Bar Pole

SKU# 3047891

41BJAF-C954

TrimmerPlus®



AS720
Aeroflex Trimmer

41BJGC-C902

TrimmerPlus®



C902
4 Tine Cultivator

SKU# 3047883

41BJAH-C902

TrimmerPlus®



AH720
Hedge Trimmer

SKU# 3047909

41AJCB-C902

TrimmerPlus®



C902
Cone Blower

SKU# 3047917





2018 LINE-UP

GAS CULTIVATORS & EDGERS

21BK125G983

REMINGTON



**2-Cycle 25cc Gas Cultivator
RM4625**

- 2-Cycle 25cc engine
- Four 8" steel tines
- 6" - 9" cultivating width
- Up to 5" cultivating depth
- 4.5" wheels
- Ergo handle

21AK146G766

TROY-BILT



JumpStart™

**4-Cycle 29cc Gas Cultivator
TB146 EC**

- 4-Cycle 29cc engine
- JumpStart technology, spring-assist starting
- Six 8" patented multi-cut tines
- 6" - 12" cultivating width
- Up to 5" cultivating depth
- 5" wheels
- Ergo handle

SKU# 0404392

21A-24MB700

YARD MACHINES



**50 State Compliant*

**159cc OHV 24" Front Tine
Tiller**

- 159cc OHV Powermore engine
- Gear drive transmission
- Forward rotating - 1 fwd speed
- 13-24" tilling width
- 24" trail shield
- 7" tilling depth
- 12" steel tines

25B-52J1700

YARD MACHINES



**50 State Compliant*

140cc OHV Gas Edger

- 140cc OHV Powermore engine
- 9" steel dual blade
- 6-position edging
- 2.25" depth
- 7" & 8" wheels
- Curb hop wheel

25B-554M766

TROY-BILT



**50 State Compliant*

140cc OHV Gas Edger

- 140cc OHV 550 Series B&S engine
- 9" tri-tip steel blade
- 6-position edging
- 2.25" depth
- 7" & 8" wheels
- Curb hop wheel

25A-516-766

TROY-BILT



JumpStart™

**4-Cycle 29cc Gas Edger
TB516EC**

- 4-Cycle 29cc engine
- JumpStart technology, spring-assist starting
- 9" dual-tip steel blade
- 5 cutting positions
- 3 wheel suspension system
- 5" wheels
- Ergo cushioned handle

SKU# 0404376





2018 LINE-UP

TILLERS

21B-34M8766



**50 State Compliant*

208cc OHV 24" Colt Front Tine Tiller

- 208cc OHV Troy-Bilt engine
- Chain drive transmission
- Forward rotating - 1 fwd speed
- 13" - 24" adjustable tilling width
- 24" tine shield
- 7" tilling depth
- 12" Bolo tines
- Adjustable plow handle
- 8" wheels

SKU# 4686267

21AA40M8700



**50 State Compliant*

208cc OHV 18" Rear Tine Tiller

- 208cc OHV Powermore engine
- Cast iron gear drive transmission
- Counter rotating - 1 fwd/1 rev speed
- 18" tilling width
- 22" tine shield
- 7" tilling depth
- 12" steel tines
- 13" ag wheels

21AB45M8766



**50 State Compliant*

208cc OHV 18" Rear Tine Tiller

- 208cc OHV Powermore engine
- Chain drive transmission - 1 fwd/1 rev speed
- Dual direction tines
- 18" tilling width
- 22" tine shield
- 7.5" tilling depth
- 13" steel tines
- 16" ag wheels

SKU# 4685962

21D-64M7766



**50 State Compliant*

208cc OHV 14" Bronco Rear Tine Tiller

- 208cc OHV Troy-Bilt engine
- Cast iron transmission with bronze gear drive - 1 forward speed
- Counter rotating tines
- 14" tilling width
- 15" tine shield
- 6" tilling depth
- 10" Bolo® tines
- 11" x 4" ag tires
- Limited lifetime warranty on transmission

SKU# 4685970

21D-65M7766



**50 State Compliant*

208cc OHV 16" Super Bronco Rear Tine Tiller

- 208cc OHV Troy-Bilt engine w/bumper
- Cast iron transmission with bronze gear drive - 1 forward speed
- Counter rotating tines
- 16" tilling width
- 17" tine shield
- 6" tilling depth
- 10" Bolo® tines
- 13" x 5" ag tires
- Limited lifetime warranty on transmission

SKU# 4685988





2018 LINE-UP

TILLERS

21A-662G766



*50 State Compliant

250cc 16" Pony Rear Tine Tiller

- 250cc OHV B&S 1150 Series engine with bumper
- Cast iron transmission with bronze gear drive
- Counter rotating - 1 fwd/1 rev speed
- 16" tilling width
- 17" tine shield
- 7" tilling depth
- 12" Bolo tines
- 13" x 5" ag tires
- Limited lifetime warranty on transmission

21A662K766



*50 State Compliant

250cc 16" Pony Rear Tine Tiller-Electric Start

- 250cc OHV B&S 1150 Series engine with bumper
- Electric start
- Cast iron transmission with bronze gear drive
- Counter rotating - 1 fwd /1 rev speed
- 17" tine shield
- 7" tilling depth
- 12" Bolo tines
- Limited lifetime warranty on transmission

21D-655A766



*50 State Compliant

160cc 16" Pro Line Rear Tine Tiller

- 160cc Honda GC engine with bumper
- Cast iron transmission with bronze gear drive
- Counter rotating - 1 fwd/1 rev speed
- 16" tilling width
- 17" tine shield
- 6" tilling depth
- 10" Bolo tines
- 13" x 5" ag tires
- Limited lifetime warranty on transmission

21A-665B766



*50 State Compliant

160cc 16" Pro Line Rear Tine Tiller

- 160cc Honda GC engine with bumper
- Cast iron transmission with bronze gear drive
- Forward rotating - 1 fwd/1 rev speed
- 16" tilling width
- 17" tine shield
- 7" tilling depth
- 12" Bolo tines
- 13" x 5" ag tires
- Limited lifetime warranty on transmission

21A-682P766



*50 State Compliant

305cc 20" Horse Rear Tine Tiller

- 305cc B&S 1450 Series engine with bumper
- Cast iron transmission with bronze gear drive
- Counter rotating-4 fwd/2 rev speeds
- 20" tilling width
- 22" tine shield
- 7" tilling depth
- 12" Bolo tines
- 16" x 4" ag tires
- Limited lifetime warranty on transmission

21A682W766



*50 State Compliant

306cc 20" Big Red Rear Tine Tiller

- 306cc OHV B&S engine with electric start
- Forward rotating tines
- 20" tilling width
- 22" tine shield
- 7" tilling depth
- 12" Bolo tines
- 16" x 4" ag tires
- Limited lifetime warranty on transmission





2018 LINE-UP

GAS BLOWERS

41AS99MS983

REMINGTON



**2-Cycle 25cc Gas Blower
RM430**

- 2-cycle 27cc full crank engine
- Spring-assist starting
- 200 mph / 430 cfm
- Nozzle extender
- Variable throttle with cruise control

SKU# 3047750

41BS2HBC983

REMINGTON



**2 Cycle 27cc Gas Blower
RM2BL**

- 2-cycle 27cc full crank engine
- Spring-assist starting
- 205 mph / 450 cfm
- Vacuum capable with 10:1 mulch ratio
- Reduced vibration handle
- Variable throttle with cruise control

41BS2MEB766

TROY-BILT



Jet 27cc Gas Blower

- 2-cycle 27cc full crank engine
- JumpStart technology, spring-assist starting
- 130 mph / 650 cfm
- Vacuum kit N/A
- Variable throttle with cruise control

41BS2BVG766

TROY-BILT



**JumpStart™
2-Cycle 27cc Gas Blower/Vac
TB2BV EC**

- 2-cycle 27cc full crank engine
- JumpStart technology, spring-assist starting
- 150 mph / 450 cfm
- Vacuum kit included
- 10:1 mulch ratio
- Variable throttle with cruise control

SKU# 3047768


41BS4ESG766

TROY-BILT



**JumpStart™
4-Cycle 25cc Gas Blower
TB4HB EC**

- 4-cycle 25cc full crank engine
- JumpStart technology, spring-assist starting
- 150 mph / 450 cfm
- Vacuum capable
- 10:1 mulch ratio
- Variable throttle with cruise control





2018 LINE-UP

BACK PACK GAS BLOWERS

41BR2BEG766



JumpStart™

2-cycle 27cc Backpack Blower TB2BP EC

- 2-cycle 27cc full crank engine
- JumpStart technology, spring-assist starting
- 145 mph / 445 cfm
- Variable throttle with cruise control
- Vented, mesh backpack design

SKU# 3047784

41BR4BEG766




JumpStart™

4-Cycle 32cc Backpack Blower TB4BP EC

- 4-cycle 32cc full crank engine
- JumpStart technology, spring-assist starting
- 150 mph / 500 cfm
- Variable throttle with cruise control
- Vented, mesh backpack design

SKU# 1205384





2018 LINE-UP

GAS CHAINSAWS

41CY425S983

REMINGTON



**42cc 14" Gas Chainsaw
RM4214**

- 42cc engine
- Quickstart starting technology
- Full advanced throttle
- 14" low-kickback guide bar & chain
- Screw tensioning system
- Auto oiler

SKU# 3047792

41AY427S983

REMINGTON



**42cc 16" Gas Chainsaw
RM4216**

- 42cc engine
- Quickstart starting technology
- Full advanced throttle
- 16" Oregon Bar and Chain
- Screw tensioning system
- Auto oiler
- Case included

SKU# 3047933

41CY429S983

REMINGTON



**42cc 18" Gas Chainsaw
RM4218**

- 42cc engine
- Quickstart starting technology
- Full advanced throttle
- 18" Oregon Bar and Chain
- Screw tensioning system
- Auto oiler
- Case included

41AY469S983

REMINGTON



**46cc 18" Gas Chainsaw
RM4618**

- 46cc engine
- Quickstart starting technology
- Full advanced throttle
- 18" low-kickback guide bar & chain
- Screw tensioning system
- Auto oiler
- Case included

SKU# 3047800

41DY462S983

REMINGTON



**46cc 20" Gas Chainsaw
RM4620**

- 46cc engine
- Quickstart starting technology
- Full advanced throttle
- 20" low-kickback guide bar & chain
- Screw tensioning system
- Auto oiler
- Case included

SKU# 3047966





2018 LINE-UP

ELECTRIC TRIMMERS & ELECTRIC CULTIVATOR

41BF458G983

REMINGTON



4.5 Amp 22" Electric Hedge Trimmer-RM4522TH

- 4.5 amp motor
- 22" dual action blade
- 3/4" cutting capacity
- Titanium coated blade
- Ergo handle
- Storage scabbard

41BF519G983

REMINGTON



5 Amp 24" Electric Hedge Trimmer-RM5124TH

- 5 amp motor
- 24" dual action blade
- 3/4" cutting capacity
- Titanium coated blade
- 5-position swivel handle
- Storage scabbard

41BC115G983

REMINGTON



5.5 Amp 14" Electric Trimmer RM115ST

- 5.5 amp motor
- 14" cut swath
- Auto feed cutting system
- .065" line diameter
- Edging wheel
- Telescoping shaft
- Flower protector

21A-154A766

TROY-BILT



6.5 Amp Electric Cultivator TB154E

- 6.5 amp motor
- Four 8" patented multi-cut tines
- 6" - 9" cultivating width
- Up to 5" cultivating depth
- 5" wheels with depth stake





2018 LINE-UP

ELECTRIC CHAINSAWS | BLOWER | POLE SAWS

41AZ52AG983

REMINGTON



**8 Amp 14" Electric Chainsaw
RM1425**

- 8 amp motor
- 14" low-kickback Oregon bar & chain
- Push button starting
- Screw tensioning system
- Manual oiler

41AZ66WG983

REMINGTON



**12 Amp 16" Electric Chainsaw
RM1645**

- 12 amp motor
- 16" low-kickback Oregon bar & chain
- Push button starting
- Easy access thumb screw tensioning system
- Auto oiler
- Full wrap handle

41BBESPG983

REMINGTON



**12 Amp Electric Blower/
Vac/Mulcher RM1300**

- 12 amp motor
- Push button starting
- 150 mph / 350 cfm
- Vacuum kit included
- 10:1 mulch ratio
- 2-Speed
- Quick shift blower/vac switch
- Patio Head included

41AZ32PG983

REMINGTON



**8 Amp 10" Electric Pole-Saw
RM1025P**

- 8 amp motor
- 10" low kick-back Oregon bar and chain
- Push button starting
- 8' extension pole with 15' reach
- Detachable saw
- Full wrap handle

SKU# 3047958

41BDPS1C983

REMINGTON



**2-Cycle 25cc 10" Gas
Pole-Saw-RM2599**

- 2-cycle 25cc engine
- QuickStart starting
- Straight Shaft + pole saw attachment
- Trimmer plus attachment capable
- 10" guide bar and chain
- Manual oiler
- 12' reach
- Contoured padded handle

SKU# 3047743

41AZ08PC983

REMINGTON



**8 Amp 10" Electric Pole-Saw
RM1035P**

- 8 amp motor
- 10" low kick-back Oregon bar and chain
- Push button starting
- 8' extension pole with 15' reach
- Detachable saw
- Full wrap handle





2018 LINE-UP

JET SWEEP, CHIPPERS & SHREDDER VACS

24A-672J766



205cc OHV Jet Sweep

- 205cc OHV B&S engine
- 150 mph / 1100 cfm
- 90° shoot control
- 14" x 3" high output impeller
- 8" x 2" front & 12" x 2" rear wheels

SKU# 4686044

24A-06MP766



159cc OHV 24" Push Chipper/Shredder/Vac

- 159cc OHV Troy-Bilt engine
- 24" vacuum width
- 4-n-1 capacity - chipper, shredder, vacuum and bagger
- 1.5" chipper capacity
- 8:1 reduction ratio with 2 bushel bagger
- 7' On-board vac-hose
- Adjusts from 3/8" to 4"

SKU# 4686028

24A-07MP766



159cc OHV 24" RWD Chipper/Shredder/Vac

- 159cc OHV Troy-Bilt engine
- Variable speed - Rear Wheel Drive
- 24" vacuum width
- 4-n-1 capacity - chipper, shredder, vacuum and bagger
- 1.5" chipper capacity
- 8:1 reduction ratio with 2 bushel bagger
- 7' On-board vac-hose
- Adjusts from 3/8" to 4"

24A-45M4700



208cc OHV Drop-Down Chipper/Shredder

- 208cc Powermore OHV engine
- 3-way feed
- 12" steel shredder blade
- Drop-down hopper
- 2" chipper chute
- 10" reduction ratio
- 2.5 bushel bagger

24A-41M4766



208cc OHV Vertical Chipper/Shredder 850 Series

- 208cc OHV Troy-Bilt engine
- 2-way feed
- 12" chromium shredder blade
- 10:1 reduction ratio
- 5 bushel bagger
- 2" chipper chute
- Optional tow bar

SKU# 4686036

24B-424M766



250cc OHV Vertical Chipper/Shredder 1150 Series

- 250cc OHV B&S engine
- 2-way feed
- 12" chromium shredder blade
- 10:1 reduction ratio
- 5 bushel bagger
- 3" chipper chute
- Optional tow bar





2018 LINE-UP

LOG SPLITTERS

24CF50MX783

REMINGTON



159cc OHV Logsplitter

- 159cc OHV Powermore engine
- **20 Ton ram pressure**
- Mid-Beam
- 25" Log capacity
- 16" x 4.8" wheels
- 19 second cycle time

24BF53MX783

REMINGTON



159cc OHV Logsplitter

- 159cc OHV Powermore engine
- **23 Ton ram pressure**
- Mid-Beam
- 25" Log capacity
- 16" x 4.8" wheels
- 19 second cycle time

24BG57M1783

REMINGTON



208cc OHV Logsplitter

- 208cc OHV Powermore engine
- **27 Ton ram pressure**
- Mid-Beam
- 25" Log capacity
- 16" x 4.8" wheels
- 19 second cycle time

24BL59M5766

TROY-BILT



277cc OHV Logsplitter

- 277cc OHV engine
- **33 Ton Full beam ram pressure**
- Full-Beam
- 25" Log capacity
- 16" x 4.8" wheels
- 15 second cycle time, coil wrapped hoses, black poly fenders

ALSO, BE SURE TO CHECK OUT OUR ASSORTMENT OF YARD MACHINES  AND **TROY-BILT SNOW THROWERS!**





2018 LINE-UP

PARTS CROSS REFERENCE

WALK BEHIND MOWERS

Model #	11A-02SB700	11A-A055700	11A-B055700	11A-A255700	11A-B2M5766	12A-A0M5700	12AVB2M5766	12AKC3A3766	12ABD3A3766	12ACC3A6766	12A-L2DQ766	12ABW32G766	12AE76M8066
Orgill SKU #	4686051		4685939	4686077	4686085	4686069	4686093	4686101	4686119	4686127		4686135	4686143
Bagger	N/A	N/A	N/A	Included	Included	N/A	Included	Included	Included	Included	Included	Included	19A20001100
Blades	490-100-M115 sku # 855-1483	490-100-M084 sku # 604-7385	490-100-M084 sku # 604-7385	490-100-M084 sku # 604-7385	490-100-M084 sku # 604-7385	490-100-M084 sku # 604-7385	490-100-M084 sku # 604-7385	490-100-M084 sku # 604-7385	490-100-M084 sku # 604-7385	490-100-M084 sku # 604-7385	490-100-M084 sku # 604-7385	942-05235	490-100-M099
Belts	N/A	N/A	N/A	N/A	N/A	490-501-M004	490-501-M005	490-501-M055	490-501-M055	490-501-M055	490-501-M004	954-05090	490-501-M060
Air Filter	490-200-M055	490-200-M055	490-200-M055	490-200-M055	751-14632	751-14632	751-14632	BS-593260	BS-593260	BS-593260	17211-ZL8-023	931-04669	937-05129
Spark Plug	490-250-M014	490-250-M014	490-250-M014	490-250-M014	490-250-M014	490-250-M014	490-250-M014	BS-594056	BS-594056	BS-594056	98079-55846	OEM-751-10292	OEM-751-10292

RIDING MOWERS

Model #	13A726JD066	13B2775S000	13B277KS066	13A879KS066	13A9A1KN066	13AAA1KT066	13AAA1KQ066	13AAA2KW066
Orgill SKU #	4686168	4686176	4686184	4686192		4686200	4686218	4686226
Blades	490-110-M135	490-110-M108	490-110-M108	490-110-M108	490-110-M131	490-110-M131	490-110-M155	942-05056A
Deck Belt	490-501-M065	OEM-754-04060	OEM-754-04060	OEM-754-04060	954-05087A	490-501-M063	490-501-M021	490-501-M061
Air Filter	937-05129	490-200-0041	490-200-0041	490-200-M063	490-200-M063	BS-793569	BS-591334	BS-792105
Spark Plug	OEM-751-10292	OEM-751-10292	OEM-751-10292	OEM-751-10292	OEM-751-10292	759-3336	759-3336	759-3336
Mulch Kit	19A30013OEM	19A70041OEM	19A70041OEM	19A70041OEM	19B30005OEM	19B30005OEM	19A30016OEM	19A70042OEM
Bagger	19A30014OEM	19A30031OEM	19A30031OEM	19A30031OEM	19A30031OEM	19A30031OEM	19A30018OEM	19A30018OEM

ZERO-TURN RIDING MOWERS

Model #	17AQNAMU066	17ADCACT066	17BDCACW066	17ARCBDW066	17ANCACZ066	17ANDALD066
Orgill SKU #		4686234		4686242	4686259	4686275
Blades	490-110-M155	490-110-M131		942-05056A	942-05056A	490-110-M155
Deck Belt	954-05158	954-04325		954-04329A	954-04329A	954-05078
Air Filter	937-05122	BS-796031		BS-792105	KH-32-883-09-S1	BS-798897
Spark Plug	OEM-751-10292	759-3336		759-3336	759-3336	759-3336
Mulch Kit	19A70051OEM	19B30005OEM		19A70042OEM	19A70042OEM	19A30016OEM
Bagger	19A70052OEM	19C70020OEM		19A70043OEM	19A70043OEM	19A70043OEM



WORKS HARD. STORES EASILY.



800 LBS. LOAD CAPACITY

Built to take on large loads for fewer trips.

URNS INTO A FLAT-BED

Fold down all four sides for versatile hauling.



STORES VERTICALLY

Takes up less space in garage or shed compared to traditional carts.



EFFORTLESS DUMPING

Unload topsoil, compost, sand and gravel with ease.



CONVENIENT TRANSPORT

Lets you quickly transfer mulch, plants, soil and other items.



Sold Separately

WHEELBARROW HANDLE

Optional soft-grip handle creates portable work station.



Sold Separately

TOOL HOLDER

Optional holder easily transports tools and small yard equipment.

Works with Most Riding and Residential Zero-Turn Mowers with Hitch

Contact your Orgill representative for more information.

ORGILL PART #	ARNOLD PART #	DESCRIPTION
964-3396	19B400260EM	EZ-Stow™ Hauler
964-3404	19A400270EM	Wheelbarrow Handle
964-3412	19A400300EM	Tool Holder

EZ-STOW™
by **ARNOLD®**

©2016 MTD Products, Inc. All rights reserved.

Watch the video and learn more.
Scan code or visit EZstowhauler.com.








For More Information Contact:
 Omar Khan | Marshall Associates, Inc. | 312-694-1524
 okhan@marshassoc.com



SERVANTAGE | DIXIE SALES COMPANY INC.

5920 Summit Ave. Browns Summit, NC 27214

p: 336-375-7500 toll: 800-753-4943 e: service@dixiesales.com

		Platinum 	Gold 	Silver 	
OBLIGATIONS	OEM Certification	Briggs & Stratton, Honda, Kohler, Tecumseh	Required	Required	Any one of the four engine OEM's
		Hydro-Gear	Required	Required	—
	Volume of warranty repairs	50 or more valid claims in the past 12 months	Activity (within last 24 months)	No activity for 24 months	
	Technical Certification	3 EETC Certificates (any combination) One must be electronic	—	—	
	MTD Sponsored Training/Development	One event per year	One event per 3 years	—	
	Repair Qualified	Gas Powered Wheeled Equipment	X	X	X
		Gas Powered Handheld	X	*	—
		Electrically Powered Equipment	X	*	—

* Required to service mass retail stores





MTD
For A Growing World

2018 LINE-UP



TROY-BILT

YARD MACHINES



REMINGTON

MTD GOLD
EVERYTHING YOU NEED

TrimmerPlus